



特点:

- 芯片与底板电气绝缘2500V交流电压

典型应用:

- 交、直流电机控制, 各种整流电源
- 工业加热控制, 调光, 无触发电点开关
- 电机软起动, 静止无功补偿
- 电焊机, 变频器, UPS电源, 电池充、放电

V <sub>DRM</sub> , V <sub>RRM</sub>	型号
1600V	MTC110A1600V-H25

符号	特性	试验条件	工作结温 T <sub>j</sub> (°C)	参数值			单位
				最小	典型	最大	
I <sub>T(AV)</sub>	通态平均电流	180° 正弦半波, 50Hz 单侧散热, T <sub>c</sub> =85°C	125			110	A
I <sub>T(RMS)</sub>	通态电流均方值		125			173	A
I <sub>DRM</sub> I <sub>RRM</sub>	断态重复峰值电流 反向重复峰值电流	V <sub>DM</sub> =V <sub>DRM</sub> V <sub>RM</sub> =V <sub>RRM</sub>	125			12	mA
I <sub>TSM</sub>	通态浪涌电流	T=10ms, 正弦半波 V <sub>R</sub> =60%V <sub>RRM</sub>	125			2.50	kA
I <sup>2</sup> t	周期电流平方时间积						31.2
V <sub>TO</sub>	门槛电压		125			0.85	V
r <sub>T</sub>	通态斜率电阻						2.1
V <sub>TM</sub>	通态峰值电压	I <sub>TM</sub> =330A	25			1.68	V
dv/dt	断态临界电压上升率	V <sub>DM</sub> =67%V <sub>DRM</sub>	125			1000	V/μs
di/dt	通态临界电流上升率	门极触发电流幅值 I <sub>GR</sub> =1.5A t <sub>r</sub> ≤0.5μs	125			150	A/μs
I <sub>GT</sub>	门极触发电流	V <sub>A</sub> =12V, I <sub>A</sub> =1A	25	20		100	mA
V <sub>GT</sub>	门极触发电压			0.6		1.5	V
I <sub>H</sub>	维持电流			20		150	mA
I <sub>L</sub>	擎住电流					1000	mA
V <sub>GD</sub>	门极不触发电压	V <sub>DM</sub> =67%V <sub>DRM</sub>	125			0.20	V
R <sub>th(j-c)</sub>	热阻抗 (结至壳)	180° 正弦波, 单面散热				0.25	°C/W
R <sub>th(c-h)</sub>	热阻抗 (壳至散)	180° 正弦波, 单面散热				0.15	°C/W
V <sub>iso</sub>	绝缘电压	50Hz, t=60s, I <sub>iso</sub> ≤1mA		2500			V
F <sub>m</sub>	终端连接扭矩 (M5)			2.5		4.0	Nm
	安装扭矩 (M6)			4.5		6.0	Nm
T <sub>vj</sub>	结温			-40		125	°C
T <sub>stg</sub>	贮存温度			-40		125	°C
W <sub>t</sub>	质量						g
Outline	外形	H25					

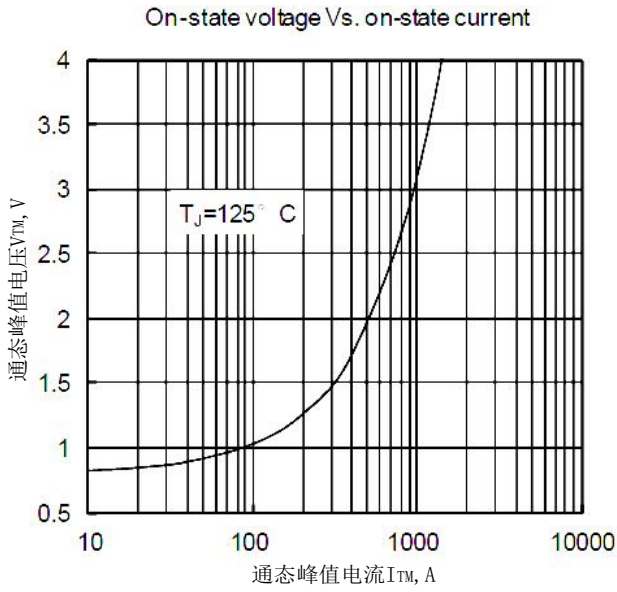


图1

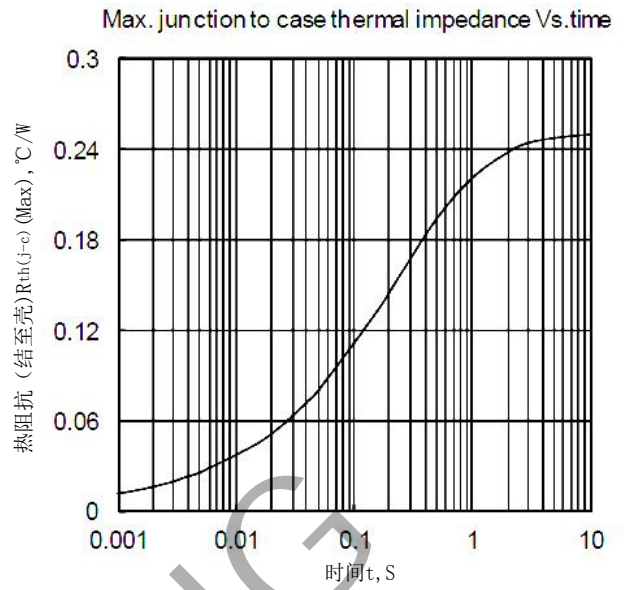


图2

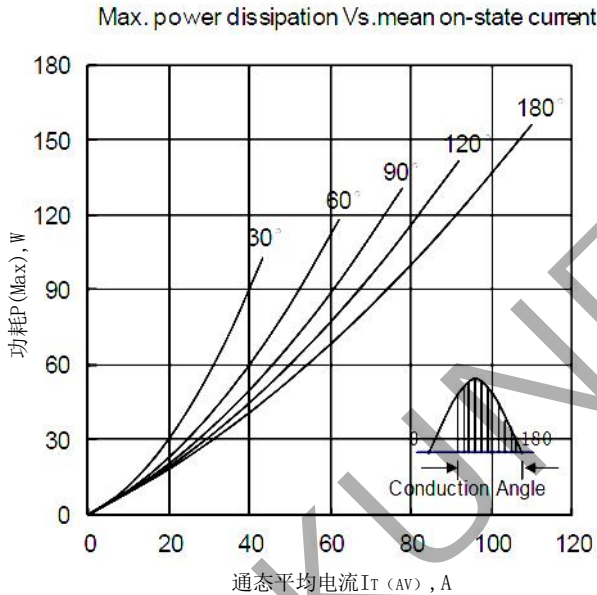


图3

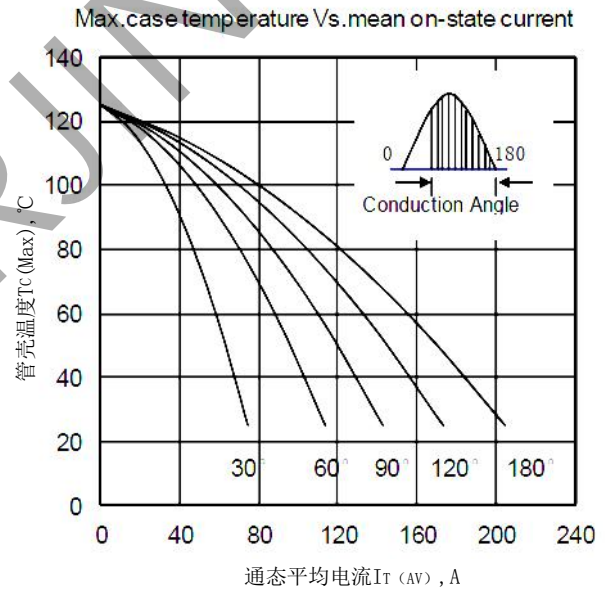


图4

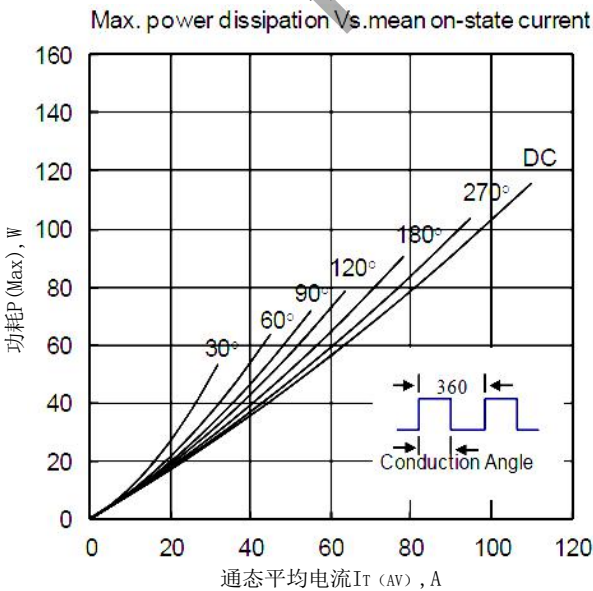


图5

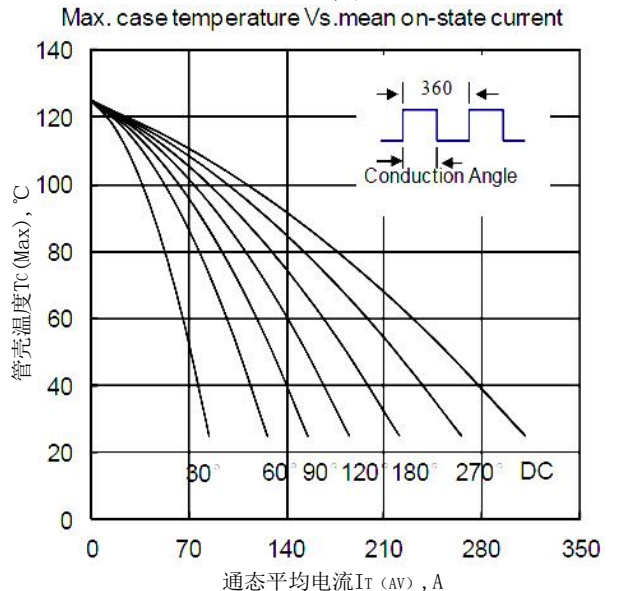


图6

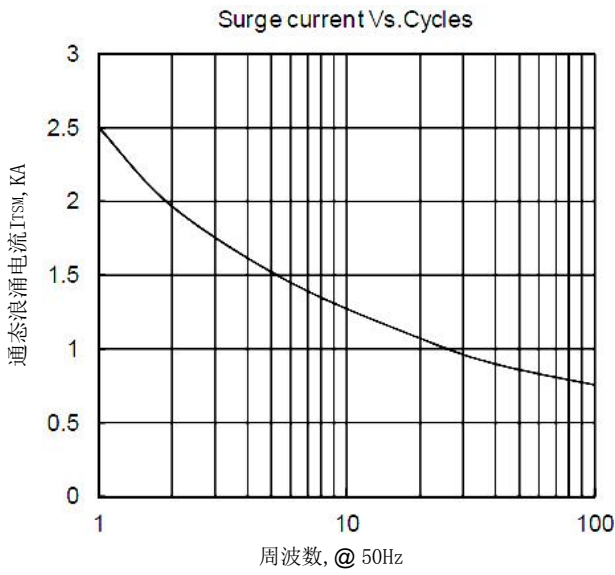


图7

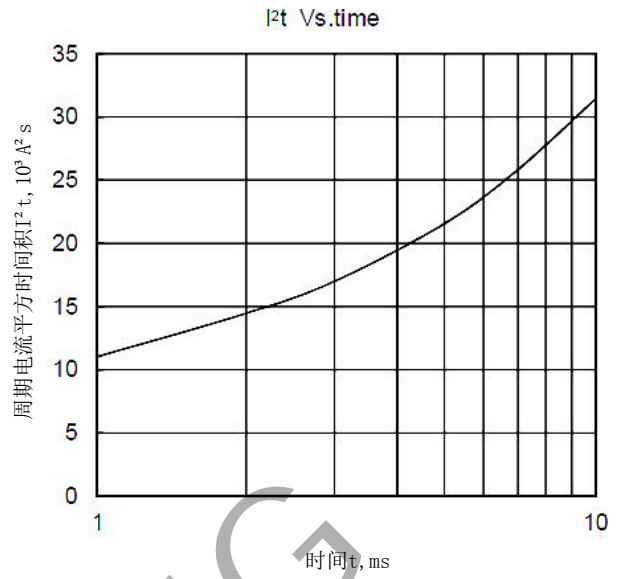


图8

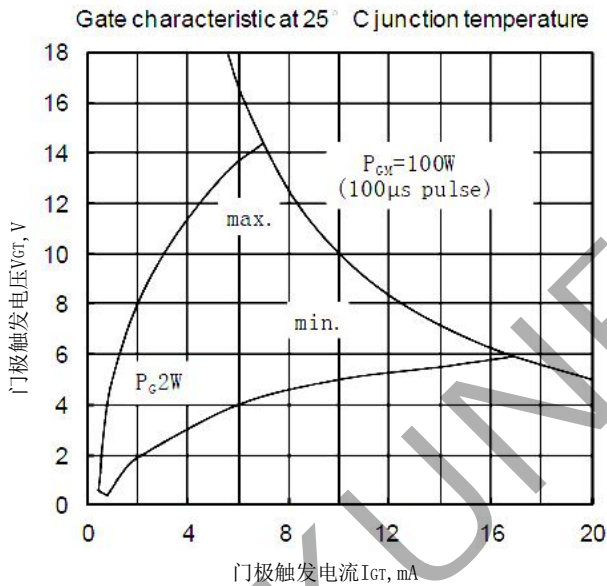


图9

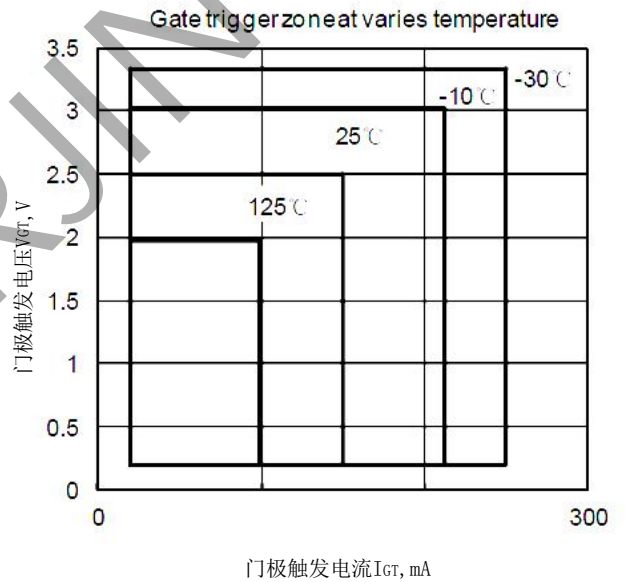
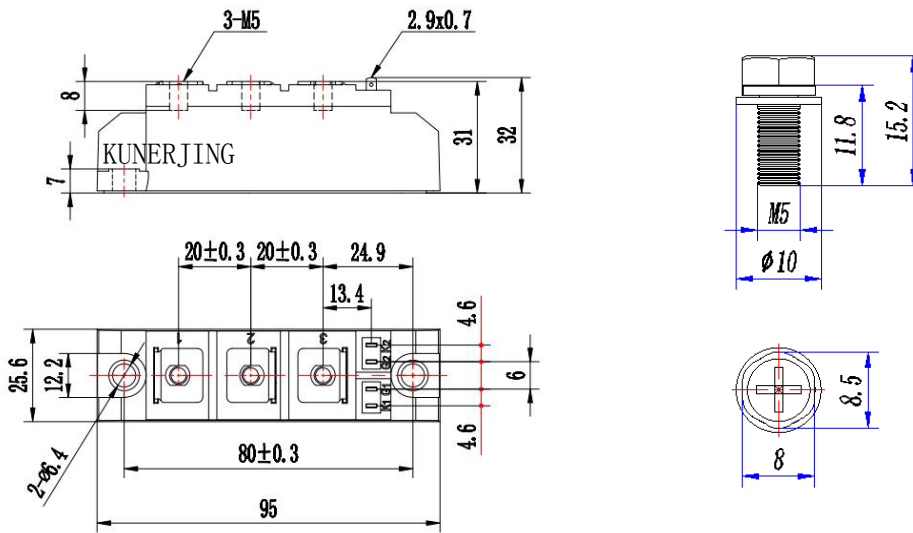


图10

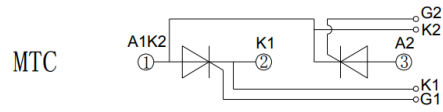
外形图:



未注尺寸公差: ±0.5mm



线路图:



KUNERJING